



aicep Global Parques



**SITES THAT PROMOTE  
THE EFFICIENCY OF  
YOUR BUSINESS**

Our parks can host any type of company from all kind of economic activities, namely:

**INDUSTRY, AERONAUTICS,  
AGRIFOOD, STEELWORKS,  
LOGISTICS, PETROCHEMICAL,  
CHEMICAL-PHARMACEUTICAL,  
ENERGY, SERVICES, DIGITAL,  
OFFICE SPACES...**



# WE ARE EXPERTS IN BUSINESS PARK MANAGEMENT

aicep Global Parques is a state-owned enterprise specialised in business park management and investment location.

Its mission is to ensure conditions to prospect and follow national and foreign development projects, namely through Portugal Site Selection, a free online platform that identifies site solutions in Portugal, in line with the requirements of a given business project.

We prioritise the **United Nations Sustainable Development Goals** in our activity:



## WE MANAGE OUR PARKS, FOCUSED ON A SUSTAINABLE PLANET FOR ALL

aicep Global Parques embraces the responsibility of ensuring a sustainable development, on different scopes (environmental, economic and social) in the regions where its parks are located. In this sense, it sponsors several initiatives, such as actions to improve the safety conditions of the population, to boost culture and education and to protect the environment.





## ZILS IS PORTUGAL'S LARGEST INDUSTRIAL AND LOGISTICS ZONE

### Sines Industrial and Logistics Zone (ZILS)

comprises an area of 2,375 ha with an expansion potential up to 4,159 ha. It is strategically located and it is designed for industrial, logistics, digital and service activities. Some of the biggest national and foreign companies established in Portugal have their operating facilities here.

**Next to Sines Port**, a deep-water shipping sea port, with no manoeuvring restrictions, able to accommodate the world's largest container ships.

**ZILS Business Center** completes Sines Industrial and Logistics Zone offer, with offices, meeting rooms and conference rooms.

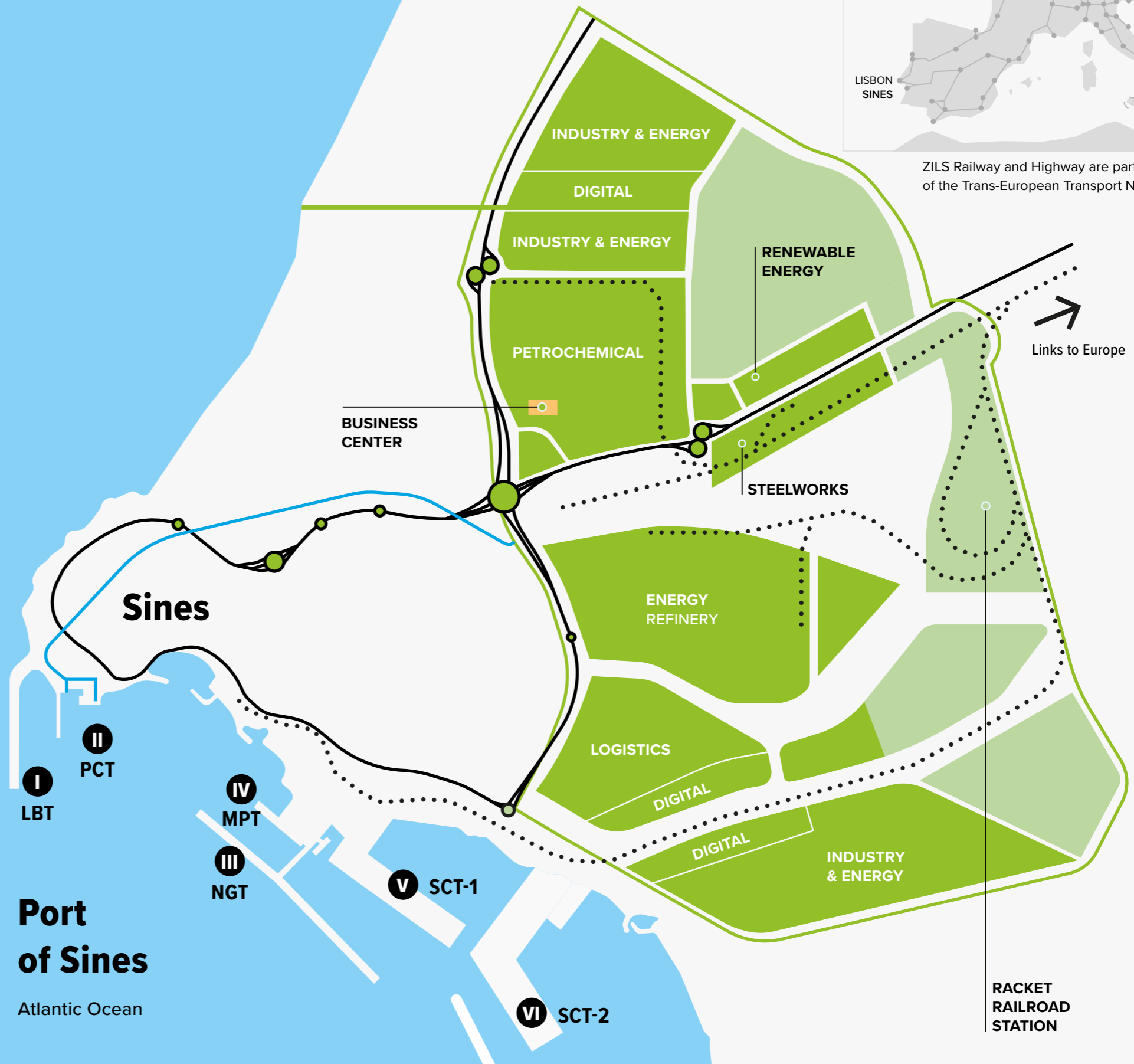


### MAP LEGEND

- ZILS
- Pipelines
- Business Center
- Main Highway
- ⋯ Railway



ZILS Railway and Highway are part of the Trans-European Transport Network (TEN-T)



- I** Liquid Bulk Terminal
- II** Petrochemical Terminal
- III** Natural Gas Terminal
- IV** Multipurpose Terminal
- V** Sines Container Terminal 1
- VI** Future Sines Container Terminal 2





### ELECTRIC POWER NETWORK

Low, medium, high and very high voltage



### NATURAL GAS

Integrated network to the park



### WWTP

Wastewater Treatment Plant (domestic and industrial)



### COMMUNICATION NETWORK

Voice and data.  
Optic Fibre Network



### WATER SUPPLY NETWORK

Industrial and drinkable



### PIPELINE NETWORK

Direct port access



### GREEN AREAS

250 ha of green areas



### MAINTENANCE AND SURVEILLANCE

Permanent team



Port of Sines

### HIGHWAY

Connection to the park

### PORT OF SINES

4 min / 3 km

### RAIL FREIGHT TERMINAL

Next to the park

### PUBLIC BUS TRANSPORT

2 min / 300 m

### NEAREST AIRPORTS

Beja: 1'27" / 93 km

Lisbon: 1'30" / 159 km

Faro: 2'00" / 218 km

### HOTELS

14 min / 9 km

### SCHOOLS

All levels of education: vocational, technical and college

### HEALTHCARE

Health centres and hospital

### LEISURE

On the Vicentine Coast, offering several water sports and outdoor recreation activities.

### CONTACT

#### ADDRESS:

Edifício ZILS – Monte Feio  
Apartado 168  
7520-064 Sines, Portugal

TEL: + 351 269 630 700

#### FOR MORE INFO:

[www.globalparques.pt/en/zils-en](http://www.globalparques.pt/en/zils-en)





## BLUEBIZ

### A PREMIUM LOCATION IN LISBON'S METROPOLITAN AREA

**BlueBiz – Setubal Business Park** offers industrial buildings, outdoor areas and 3 office buildings, with meeting rooms and conference halls.

**With a strategic location** BlueBiz is 40 km away from Lisbon, and comprises an area of 56 ha, fully infrastructured and with extensive green areas.

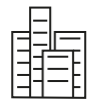
**Several business clusters are established in the BlueBiz** such as agro-industrial, precision metallurgical, aeronautics, automotive logistics, chemical-pharmaceutical and services.

**Its proximity to the Port of Setubal** enables easy access to European and overseas markets.

#### AVAILABLE OFFER



Industrial Buildings



Office Center



Uncovered Areas

#### MAP LEGEND

- Industrial Buildings
- Uncovered Areas
- Office Center
- WWTP
- Weighbridge
- Main Entrance



Port of Setubal



#### ACTIVITY SECTORS:

LIGHT INDUSTRY

PRECISION METALLURGICAL

AGRIBUSINESS

AERONAUTICS

CHEMICAL-PHARMACEUTICAL

OFFICES





### ELECTRICAL POWER NETWORK

Low and medium voltage



### TRUCKS PARK



### WWTP

Wastewater Treatment Plant  
(domestic and industrial)



### COMMUNICATION NETWORK

Voice and data  
Optic Fibre Network



### WATER SUPPLY NETWORK

Industrial and drinkable



### WEIGHBRIDGE

Available for all customers



### GREEN AREAS

Maintained by the business park



### MAINTENANCE AND SURVEILLANCE

Permanent team

### HIGHWAY

2 min / 300 m

### PORT OF SETUBAL

10 min / 6 km

### RAILROAD

2 min / 300 m

### LISBON AIRPORT

40 min / 50 km

### PUBLIC BUS TRANSPORT

12 min / 8 km

### OFFICE CENTRE

At the Park

### HOTELS

5 min / 2.4 km

### UNIVERSITIES

2 min / 2.7 km

### SCHOOLS, HEALTHCARE AND LEISURE

In addition to the facilities located in the region, its proximity to Lisbon provides easy access to health centres and recreational activities

### CONTACT

#### ADDRESS:

Estrada Vale da Rosa  
2910-845 Setúbal, Portugal

TEL: + 351 265 701 901

#### FOR MORE INFO:

[www.globalparques.pt/en/bluebiz-en](http://www.globalparques.pt/en/bluebiz-en)





## ALBIZ

### A BUSINESS PARK DEDICATED TO SMALL AND MEDIUM-SIZED ENTERPRISES (SMEs)

**Albiz – Sintra Business Park** is dedicated to host small and medium-sized enterprises from the commercial and logistics sectors, offering infrastructures and services under very competitive conditions.

**A premium location**, near Lisbon’s main transport networks, this business park is meant for medium-sized logistics, light industry and services.

**Turnkey solutions made easy** in a gated business park, thus reducing installation time and avoiding unexpected costs.

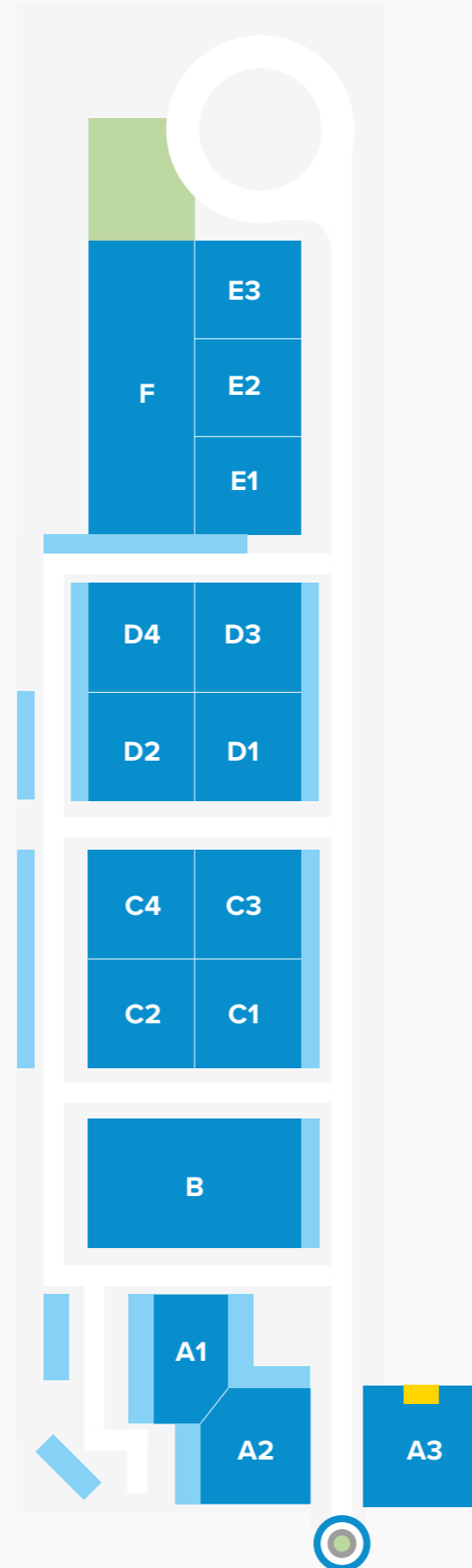
#### AVAILABLE OFFER



Industrial and Logistics Warehouses

#### MAP LEGEND

- Warehouses
- Vending machine
- Parking lot
- Main entrance
- Trucks Park



**HIGHWAY**  
10 min / 8 km

**PORT OF LISBON**  
25 min / 26 km

**RAILROAD**  
11 min / 7 km

**LISBON AIRPORT**  
25 min / 27 km

**PUBLIC BUS TRANSPORT**  
2 min / 300 m

**HOTELS**  
Within Lisbon’s metropolitan area, benefiting from all lodgment infrastructures of Portugal’s capital city

**SCHOOLS, HEALTHCARE AND LEISURE**  
In addition to the facilities located in the region, the proximity to Lisbon provides easy access to health centres and recreational activities

#### CONTACT

**ADDRESS:**  
Parque Empresarial de Sintra  
Rua Carlos Lopes, Casal do Marmelo  
Albarraque 2635-209 Rio de Mouro,  
Portugal

**TEL:** + 351 265 701 901

**FOR MORE INFO:**  
[www.globalparques.pt/en/albiz-en/](http://www.globalparques.pt/en/albiz-en/)



**ELECTRICAL POWER NETWORK**  
Low voltage



**COMMUNICATION NETWORK**  
Voice and data.  
Fibre Optical Network



**TRUCKS PARK**  
Inside the park



**WATER SUPPLY**  
Drinkable



**MAINTENANCE AND SURVEILLANCE**  
Permanent team

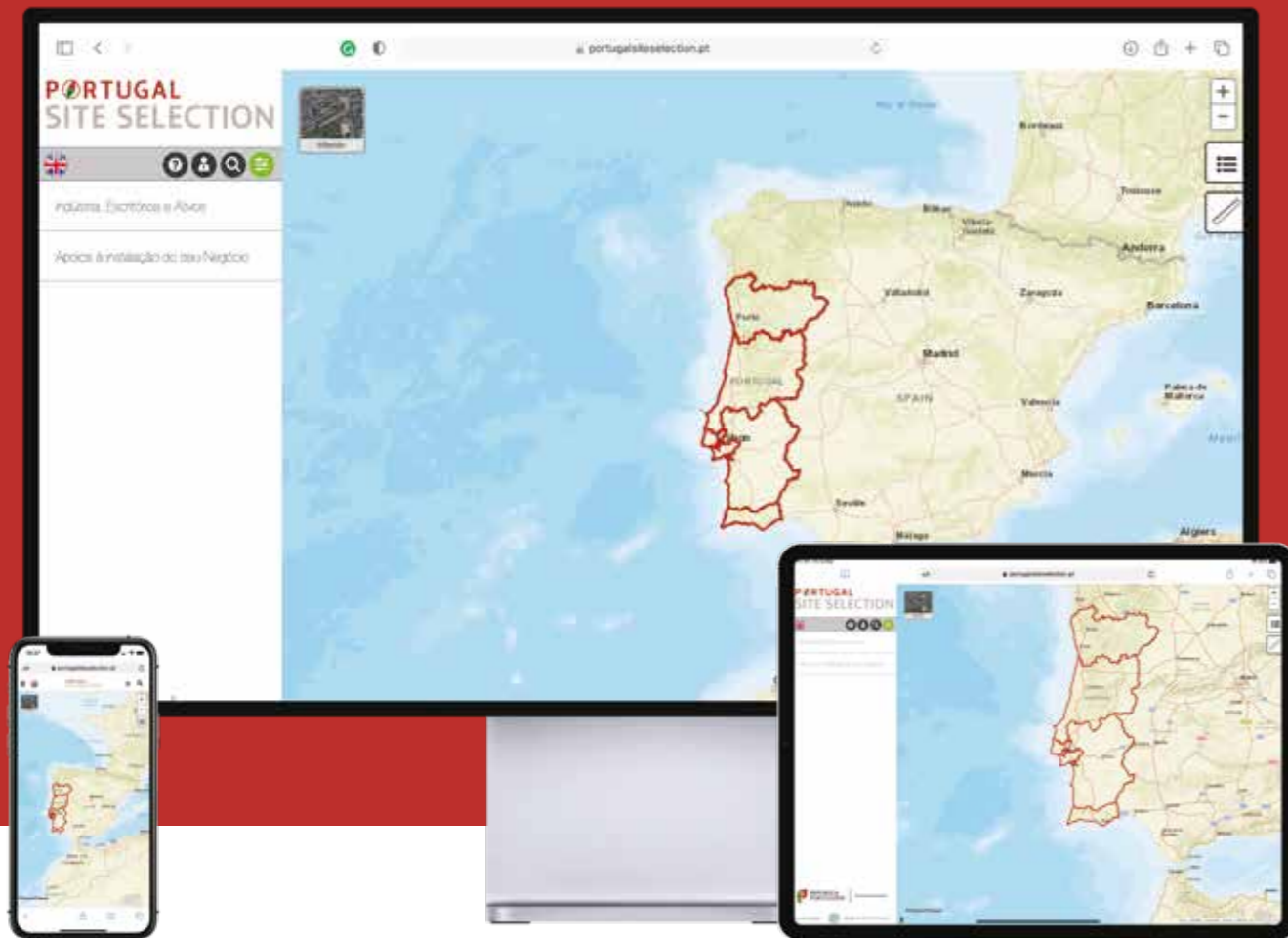


**GREEN AREAS**  
Maintained by the business park



# PORTUGAL SITE SELECTION

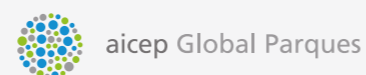
A SEARCH ENGINE FOR BUSINESS  
SITES IN PORTUGAL



## LOOKING FOR THE BEST LOCATION FOR YOUR INVESTMENT?

Access Portugal Site Selection website and find the solution that best suits the requirements of your business in Business Parks, Office Spaces and other Assets.

Powered By:



AVAILABLE AT:  
[WWW.PORTUGALSITSELECTION.PT](http://WWW.PORTUGALSITSELECTION.PT)  
IN PORTUGUESE AND ENGLISH

Accessible from your smartphone and tablet

### AVAILABLE AREAS

Browse the web map or search using your investment project's requirements

### SPOT THE BEST SOLUTIONS

That meet your business requirements – size; type of space; proximity to relevant infrastructure; demographic profile; etc.

### ACCESS DETAILED INFORMATION

Available for each space

### DOWNLOAD REPORTS

For Municipalities, Plots, Business Parks, Office Spaces, and other assets disclosing technical data of the spaces and socioeconomic information of the region.

## BUSINESS LOCATION

## PROCUREMENT

## FOR INVESTMENT

## PROJECTS IN PORTUGAL,

## TARGETING SEVERAL

## ACTIVITY SECTORS:

• Industry • Logistics • Services

## PORTUGAL SITE SELECTION PROVIDES CONSULTING SERVICES IN VARIOUS AREAS, NAMELY:

- Client's requirements assessment, selection of suitable locations, comparative analysis of results;
- Assistance to the licencing process;
- Support to the promotion and qualification of business parks, in coordination with municipal entities, for establishment of their investment profile.



CONTACT US AT:

[consulting@portugalsiteselection.pt](mailto:consulting@portugalsiteselection.pt)





# WHY PORTUGAL?

## THE GLOBAL COMPETITIVENESS INDEX



**8<sup>th</sup> out of 190**  
QUALITY OF ROADS



**21<sup>st</sup> out of 190**  
TRANSPORT INFRASTRUCTURES




**31<sup>st</sup> out of 190**  
INNOVATION CAPABILITY

## DOING BUSINESS



**1<sup>st</sup> out of 190**  
CROSS-BORDER TRADE



**39<sup>th</sup> out of 190**  
EASE OF DOING BUSINESS

## IMD WORLD TALENT



**13<sup>th</sup> out of 63**  
SKILLED WORKFORCE

## EUROPE 2020 COMPETITIVENESS



**7<sup>th</sup> out of 27**  
ENVIRONMENTAL SUSTAINABILITY



**12<sup>th</sup> out of 27**  
INNOVATIVE EUROPE RANK



**13<sup>th</sup> out of 63**  
INVESTMENT AND DEVELOPMENT





aicep Global Parques

## CONTACT

Rua de Artilharia Um, 79, 7°  
1250-038 Lisboa, Portugal

**Tel:** + 351 213 827 750

**Email:** [globalparques@globalparques.pt](mailto:globalparques@globalparques.pt)

**Web:** [www.globalparques.pt](http://www.globalparques.pt)

