



aicep Global Parques

LIGHT INDUSTRY

Albiz - Sintra Business Park



CLOSE TO LISBON

Only 15 minutes away.

WAREHOUSE UNITS

Flexible solutions.

INDUSTRIAL AND LOGISTIC AREA

Integrated in the Lisbon Metropolitan Area.

CONDOMINIUM MANAGEMENT

Closed compound with concierge and maintenance.

ATTRACTIVE SOCIOECONOMIC ENVIRONMENT

Located in the largest urban area of the country.

PUBLIC TRANSPORTS

Public transport available near the park.



COMPETITIVE ADVANTAGES OF ALBIZ



PRIME LOCATION FOR INDUSTRY

Albiz is located in Sintra, in the Lisbon Metropolitan Area, located 20 km northwest Lisbon, with excellent access facilities and close to a business hub, which includes companies operating in light industries, technology and services sectors.



EXCELLENT CONNECTIVITIES / STRATEGIC LOCATION

Served by excellent roads, along the main Lisbon highways IC19-A5-A16-A9. Proximity to the Port of Lisbon (26 km) and the Lisbon Airport (27 km). Excellent public transport.



WAREHOUSE UNITS

Albiz is suitable for small and medium enterprises. It provides areas from 150 sqm up to 1.200 sqm and offers a turnkey solution, in a closed condominium, reducing installation times and costs and preventing unexpected costs.



BUSINESS-FRIENDLY ENVIRONMENT

Albiz surroundings have a great socioeconomic dynamics on industrial, technological, logistical and services sectors.



QUALIFIED HUMAN CAPITAL

Universities and Technical Schools in the Lisbon region with a diverse offer of courses, strongly committed with the business reality of the region, forming a pool of specialized and qualified human resources.



QUALITY OF LIFE

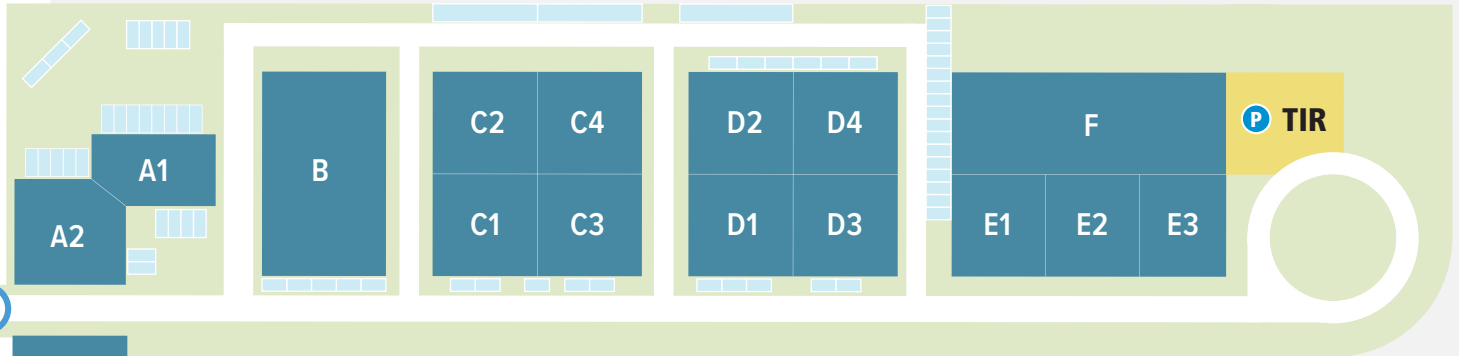
Close to the capital, Sintra is a must in the tourist itinerary of Lisbon and classified as World Heritage Site, by UNESCO in 1995 in the category "Cultural Landscape".

Enjoy a safe country, with a social friendly environment, a Mediterranean climate with 3,000 hours of sunshine per year, excellent health and education infrastructures, including international schools.




Sintra


ALBIZ



Entry

MAP LEGEND

 Industrial Warehouses

 Parking

INFRASTRUCTURES



HIGHWAY

10 minutes / 8 km



AIRPORT

25 minutes / 27 km



TRAIN STATION

11 minutes / 7 km



SEAPORT

25 minutes / 26 km



PUBLIC BUS

2 minutes / 300 m



HOTELS

6 minutes / 3 km



UNIVERSITIES

20 minutes / 10 km

UTILITIES



COMMUNICATION NETWORK

Voice and Data.
Optic Fibre Network



WATER AVAILABILITY

Drinking water



ELECTRICITY

Low and high voltage



GREEN AREAS



MAINTENANCE AND SURVEILANCE



TRUCK PARKING

Inside the park

A WELL POSITIONED COUNTRY IN THE INTERNATIONAL RANKINGS

21st out of 190

**TRANSPORT
INFRASTRUCTURES**

31st out of 190

**INNOVATION
CAPABILITY**

THE GLOBAL COMPETITIVENESS INDEX

4th out of 82

**CLIMATE
INDEX**

18th out of 82

**QUALITY
OF LIFE**

QUALITY OF LIFE INDEX 2020

DOING BUSINESS 2020

1st out of 190

**TRADING
ACROSS BORDERS**

13th out of 63

**SKILLED
LABOR**

IMD WORLD TALENT RANKING

**We are specialists in business
park management
and in business location**



Albiz

Rua Carlos Lopes,
Casal do Marmelo, Albarraque
2635-209 Rio de Mouro, Portugal

Tel: + 351 265 701 901
albiz@globalparques.pt

CENTRAL SERVICES

Rua de Artilharia Um, 79, 7°
1250-038 Lisboa, Portugal

Tel: + 351 213 827 750
globalparques@globalparques.pt

